Research Trends in Tourism Participation: A Bibliometric Analysis Using the Scopus Database

Gagih Pradini[1,2], Tonny Hendratono[1], Azril Azahari[1], Ema Rahmawati[3], and Tutut Herawan[1,4(✉)]

[1] Sekolah Tinggi Pariwisata Ambarrukmo Yogyakarta, Jalan Ringroad Timur No. 52, 55281 Bantul, Daerah Istimewa Yogyakarta, Indonesia
{gagihpradini,tutut}@stipram.ac.id
[2] Universitas Nasional, Jl. Sawo Manila No.61, 12520 Jakarta Selatan, Daerah Khusus Ibukota Jakarta, Indonesia
[3] PT Gemilang Wisata Persada, Jl. Maninjau Barat No. 18 Sawojajar, 65139 Kota Malang, Jawa Timur, Indonesia
[4] AMCS Research Center, Jalan Griya Taman Asri 55512 Yogyakarta, Indonesia

Abstract. The study of tourism participation has been widely applied in the tourism sector. This tourism participation connects cultural villages with community-based tourism. In this paper, we present a bibliometric analysis of the tourism participation model. The novelty of our work is that unlike our previous work that using the Google Scholar database, this work has imported data from the Scopus database. The purpose of this study is to identify the evolution of tourism Participation researches, such as: source, document type, journal name, publisher name, topic trends, and author collaborations. Bibliometric analysis was used to analyze 1913 articles published from 2018 to 2023. Tourism participation is the main keyword used in article titles, abstracts, and keywords to obtain metadata retrieved from the Scopus database in March 2023, where most articles are written in English. We use Harzing's Publish or Perish to extract data from Scopus databases and further used for citation and metric analysis, finally VoS Viewer is employed for data visualization. Based on the network visualization, the most dominant terms are tourism, tourism development, sustainable tourism, local participation. When viewed from the overlay visualization more keywords are appeared i.e., community empowerment, sustainable tourism development, and destination management. Based on the findings displayed in network visualization and overlay visualization, it can be concluded that articles with the topic of tourism participation have been widely studied, so it can be further explored for research.

Keywords: Information visualization · Bibliometric analysis · Tourism participation · VoS Viewer · Scopus

© The Author(s), under exclusive license to Springer Nature Switzerland AG 2023
O. Gervasi et al. (Eds.): ICCSA 2023 Workshops, LNCS 14111, pp. 437–454, 2023.
https://doi.org/10.1007/978-3-031-37126-4_29

1 Introduction

The rapid growth of tourism requires equitable distribution of benefits so that the beneficiaries of tourism activities are more comprehensive. Participation in tourism can be interpreted as active involvement in every development process of the tourism industry, starting from planning, determining design, development to supervision and evaluation, and enjoying the results.

In general, many studies on the participation of tourism activities that affect other sectors within or outside the tourism industry itself [1–11]. In the work of [1], it is said that the development of road and transportation infrastructure with community support to benefit the community. There is also a study that states that tourism helps the continuity of cultural heritage [2]. A review integrated indicators for tourism sustainability is presented in [3]. Review the application of customer relationships with within tourism and hospitality is given in [4]. Meanwhile, examining tourism governance and achieving sustainable development goals in Africa is available in [5].

This research discusses tourism participation in all activities in the world in terms of economically, socially, culturally, politically, and technological developments. We explored the Publish or Peris and VoS Viewer as our main vehicles for data analysis. We found that there are many interesting topics related to tourism participation. The objectives of conducting this research and research are:

a. To explain and explain all elements and elements that exist in tourism participation.
b. In addition, another purpose of this paper is to find out the development, community participation, social, political, economic, and so on that are considered as having something to do with tourism participation.
c. The goal of this paper is to determine the research mix related to tourism participation.

The scope of this research is focused on tourism participation that leads to the impact of tourism activities on certain sectors. One form of tourism participation is reflected in community-based tourism activities such as: Public participation in planning is considered a good and progressive exercise because it offers opportunities for various stakeholder interests to be combined, and is consistent with the right of communities to participate in decision-making that affects their lives [6]. Various models and typologies have been developed with their similar basic characteristics. It is generally agreed that a complete public participation process would not exist without elements of availability of informant, consultation, and empowerment. In general, tourism will have a valuable effect on other aspects such as the example above.

The rest of the papers are arranged as follows. In Sect. 2, we describe our proposed research method. Section 3 presents the results we obtained and is followed by a full discussion. Finally, we conclude our work and highlight future works in Sect. 4.

2 Proposed Method

In this paper, we adopt bibliometrics analysis method [12–20]. Our proposed method consists of five stages i.e.: Determining the keywords, initial searching and repair searching results; Compiling preliminary data statistics (before and after repairing) and saving

in RIS format; Enter RIS data into Publish or Perish; Analysis of publications sources and citations; and finally visualize the results using VoS Viewer. Figure 1 below depicts the flow chart of our proposed method.

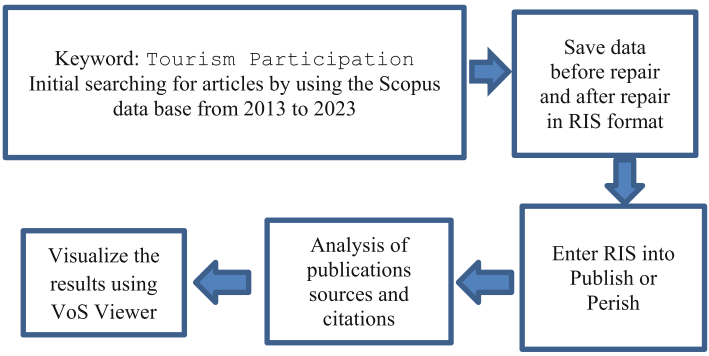

Fig. 1. Flow chart of the proposed method

3 Results and Discussion

This section explains the obtained results of this work, which includes publications and citations, visualizations, authors and networks, research locations and research domains.

3.1 Publications and Citations

For knowing comparison of the citation matrix on the data taken via Scopus, then researcher make the Table in which containing number arti cle, numbercitation, number citations per year, number authors per year, H index, G index, normal hI, and hI yearly at the beginning search and on results repair. Comparison data matrix in result search start and result search after repair could be seen in Table 1.

Table 1. Comparison Matrix

Data	Initial Search Results	Search Results Repair
Database	Scopus	Scopus
Year publishing	2018 – 2023	2018 – 2023
Year citation	5	5
Number of Articles	2430	1913
Number citation	15433	12773

(*continued*)

Table 1. (*continued*)

Data	Initial Search Results	Search Results Repair
Number Citation per Year	3086.60	2554.60
Number Authors per Year	2.97	2.89
H index	45	44
G index	67	64
hI Normal	25	25
hI Annual	5.00	5.00

From Table 1 above, it was found that within 5 years, namely from 2018 – 2023 there were 2430 articles with 15433 total citations and the average number of writers per year as many as 2 people. Furthermore, the search is corrected or the results are re-selected by observing one by one articles related to tourism participation. Articles obtained after improvement and selection were obtained as many as 1913 articles with a total of 12,773 citations obtained or an average of 2554 per year and an average of 2 authors per year. The index for measuring the productivity or impact of work published by scientists or academics (Hirsch's h-Index) is 44. Furthermore, based on the distribution of citations received by publications or research articles (Egghe's g-Index) obtained as many as 64. To find out the details of publication metric can be seen in Table 2 below which provides a more detailed picture of Table 1.

Table 2. The statistics descriptive of publication

Year	TP	% (N = 1913)	NCP	TC	C/P	C/CP
2018	305	0.16	264	4243	13,91	16,07
2019	349	0.18	284	3224	9,24	11,35
2020	364	0.19	272	2949	8,10	10.84
2021	453	0.24	315	1873	4,13	5,95
2022	382	0.20	198	646	1,69	3,26
2023	60	0.03	15	38	0.63	2,53
	1913	100%				

Note: TP = total number of publications; NCP = number cited publications; TC = total quotes; C/P = average citations per publication; C/CP = average citation per cited publication

From Table 2 above, it can be seen that in 2021 there were the most publications, namely 453 total publications and in 20 23 publications the least were 60 total publications. While the number of most cited articles was in 201 8 and the number of least cited articles was in 2023. For the total number of citations, the most was in 2018 and the fewest in 2023. Furthermore, to find out the description of the publication bar chart and citations can be seen in the graph presented in Fig. 2 below.

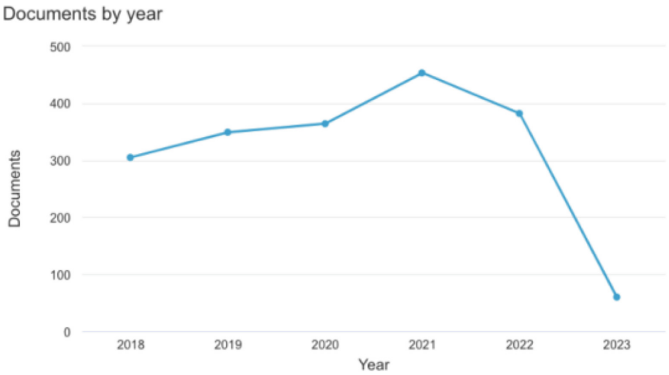

Fig. 2. Publication and citations form 2018–2023

It can be seen from Fig. 2 above that the publication and citation bar chart for a period of 5 years from 201 8–2023 experienced a fluctuating graph. The number of documents each year changes up and down. In 2018 to 2021 the publication and citation bar increased to reach the top position with the same number of documents. While in 20 22 the publication and citation bars decreased the number of documents in graph 11. In 2020 the publication and citation bars are in the same position and center. To see an overview of the document by its subject field can be seen more clearly in Fig. 6 below.

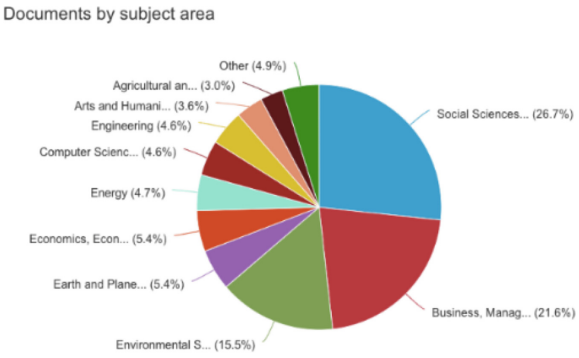

Fig. 3. Documents by subject area form 2018–2023

It can be explained from Fig. 3 above that the subject of Social Sciences is the subject that has the largest role in writing articles using the keyword tourism participation with a percentage of 26.7%. Furthermore, in second position followed by subject business, management, accounting with a percentage of 21.6% each. Then in third position is the environmental science project with 15.5%. Furthermore, to find out the type of document, it can be seen from the presentation of the citation matrix of scientific publications related to Tourism Participation from 2018–2023 in Table 3 below.

Table 3. Document Type

Type	Number	Percentage
Article	1453	0.76
Conference Paper	223	0.12
Book Chapter	154	0.08
Reviews	47	0.02
Conference Review	13	0.01
Book	9	0.00
Note	7	0.00
Letter	3	0.00
Erratum	2	0.00
Editorial	2	0.00
	1913	100%

From Table 3 above it can be seen that the types of documents we present are original documents derived from Articles, Conference Papers, Conference Reviews, and Book Chapters. We summarize in the description of Table 3 above, it can be seen that the article has domination in showing its role with a contribution of 1453 with a percentage of 76%, followed by conference paper 223 with 12% and the third position there is a book chapter of 154 with 8%. Table 4 as follow describes the type sources of publication.

Table 4: Type Source

Type	Number	Percentage
Journal	1512	0.79
Conference Proceedings	194	0.10
Book	107	0.06
Book Series	99	0.05
Trade Journal	1	0.00
	1913	100%

From Table 4 above, it can be observed that journals are the most important with a total contribution of 1512 or equivalent to 79%, followed by convention proceedings with a total of 194 or equivalent to 1o%, followed by books with a total of 107 or equivalent to 6%, and the last is a book Series as much as 99 or equivalent to 5%. For more details on article citations that make the top 20 list, see Table 5 below. Table 5 as follow describes the list of top 20 cited articles in the related field.

Table 5. Top 20 cited articles

Citation	Authors	Title	Year	Journal Name	Publisher
289	Z. Zeng, P.-J. Chen, A.A. Lew	From high-touch to high-tech: COVID-19 drives robotics adoption	2020	Tourism Geographies	Routledge
271	A.C. Campos, J. Mendes, P.O. do Valle, N. Scott	Co-creation of tourist experiences: A literature review	2018	Current Issues in Tourism	Routledge
149	A.G. Asmelash, S. Kumar	Assessing progress of tourism sustainability: Developing and validating sustainability indicators	2019	Tourism Management	Elsevier
141	W. Wei, R. Qi, L. Zhang	Effects of virtual reality on theme park visitors' experience and behaviors: A presence perspective	2019	Tourism Management	Elsevier
101	E. Agyeiwaah, F.E. Otoo, W. Injection, W.-J. Huang	Understanding culinary tourist motivation, experience, satisfaction, and loyalty using a structural approach	2019	Journal of Travel and Tourism Marketing	Routledge
97	N. Chen, L. Dwyer	Residents' Place Satisfaction and Place Attachment on Destination Brand-Building Behaviors: Conceptual and Empirical Differentiation	2018	Journal of Travel Research	SAGE
95	C. Antón, C. Camarero, M.-J. Garrido	Exploring the experience value of museum visitors as a co-creation process	2018	Current Issues in Tourism	Routledge

(*continued*)

Table 5. (*continued*)

Citation	Authors	Title	Year	Journal Name	Publisher
84	D. Huber, S. Milne, K.F. Hyde	Constraints and facilitators for senior tourism	2018	Tourism Management Perspectives	Elsevier
83	L. Grazzini, P. Rodrigo, G. Aiello, G. Viglia	Loss or gain? The role of message framing in hotel guests' recycling behaviour	2018	Journal of Sustainable Tourism	Routledge
81	G. Richards	Designing creative places: The role of creative tourism	2020	Annals of Tourism Research	Elsevier
81	S. Kanwal, M.I. Rasheed, A.H. Pitafi, A. Pitafi, M. Ren	Road and transport infrastructure development and community support for tourism: The role of perceived benefits, and community satisfaction	2020	Tourism Management	Elsevier
79	Ó. González-Mansilla, G. Berenguer-Contrí, A. Serra-Cantallops	The impact of value co-creation on hotel brand equity and customer satisfaction	2019	Tourism Management	Elsevier
79	S.-K. Tan, S.-H. Tan, Y.-S. Kok, S.-W. Choon	Sense of place and sustainability of intangible cultural heritage – The case of George Town and Melaka	2018	Tourism Management	Elsevier
78	M.C. tom Dieck, T.H. Jung, D. tom Dieck	Enhancing art gallery visitors' learning experience using wearable augmented reality: generic learning outcomes perspective	2018	Current Issues in Tourism	Routledge

(*continued*)

Table 5. (*continued*)

Citation	Authors	Title	Year	Journal Name	Publisher
71	A.K. Tripathy, P.K. Tripathy, N.K. Ray, S.P. Mohanty	ITour: The Future of Smart Tourism: An IoT Framework for the Independent Mobility of Tourists in Smart Cities	2018	IEEE Consumer Electronics Magazine	IEEE
70	C. Afonso, G.M. Silva, H.M. Gonçalves, M. Duarte	The role of motivations and involvement in wine tourists' intention to return: SEM and fsQCA findings	2018	Journal of Business Research	Elsevier
70	K.R. Kristjánsdóttir, R. Ólafsdóttir, K.V. Ragnarsdóttir	Reviewing integrated sustainability indicators for tourism	2018	Journal of Sustainable Tourism	Routledge
68	M. Sigala	Implementing social customer relationship management: A process framework and implications in tourism and hospitality	2018	International Journal of Contemporary Hospitality Management	Emerald
66	P. Siakwah, R. Musavengane, L. Leonard	Tourism Governance and Attainment of the Sustainable Development Goals in Africa	2020	Tourism Planning and Development	Routledge

From Table 5 above, in the first position is an article titled from high-touch to high-tech: COVID-19 drives robotics adoption in 2020 with author Zeng, *et al*. with 289 citations. Meanwhile in position 20 is an article titled Tourism Governance and Attainment of the Sustainable Development Goals in Africa with authors Siakwah, *et al*. in 2020 with a total of 66 citations. Table 6 as follow describes the top five publisher on the related field.

Table 6. Top five publishers on the related field

No	Publisher	Number of Articles	Percentage
1	Elsevier	208	0.28
2	MDPI	189	0.26
3	Springer	161	0.22
4	Emerald	98	0.13
5	Taylor and Francis	83	0.11
		739	100%

Based on Table 6 above, the top 5 publishers contributed the most, with a total of 739 articles published. Then we find 28% or some 208 articles published by Elsevier publishers occupy the top position, followed by MDPI publishers with 189 articles or equivalent to 2.6%. This was followed by publisher Springer who took third place with 161 articles, equivalent to 2.2%. The fourth positions occupied by Emerald publishing house with 98 articles, equivalent to 13%. Then the last position with the least number of articles as much as 83 or equivalent to 1.1% is occupied by Taylor and Francis publishers. Furthermore, to find out the results of the top five journals related to Tourism Participation, please refer to Table 7 below.

Table 7. Top five journals ranking

No	Journal Name	Number of Articles	Percentage
1	Sustainability (Switzerland)	139	52
2	Journal of Sustainable Tourism	53	20
3	Tourism Management	28	10
4	Journal of Env. Management and Tourism	25	9
5	Springer Proc. in Business and Economics	22	8
		267	100%

Based on Table 7 above, it can be presented that the names of the most influential journals in writing this journal and entered the top 5 with a total accumulation of 267 articles. It seems that International Sustainability (Switzerland) is the most active journal in publishing journals with 52% followed by the Journal of Sustainable Tourism 20%, then Tourism Management 10%, then Journal of Environmental Management and Tourism 9% and closed Springer Proceedings in Business and Economics 8%.

3.2 Visualization Topics Use VoS Viewer

Figure 4 below this show visualization of topic areas using network visualization from VoS Viewer.

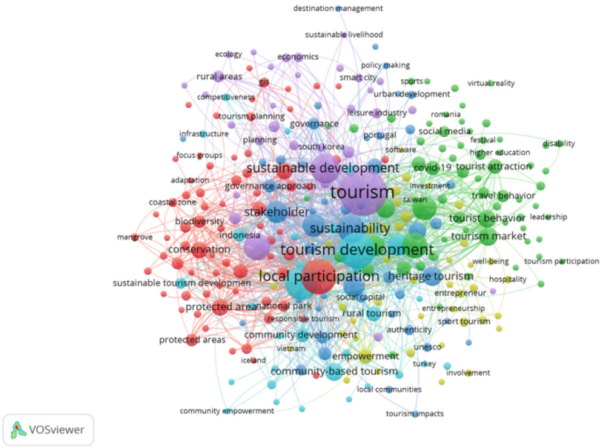

Fig. 4. Visualization topic area using network visualization

From Fig. 4 above, this study examines the title and abstract of documents collected based on the number of events using VoS Viewer software. This analysis uses the binary number method in entering data in VoS Viewer. The results of network visualization show that tourism participation is the main term that becomes the center of search results related to several other issues such as sustainable development, tourism, tourism development, local participation. To see which keywords, represent each cluster, we present them in detail in Table 8 below.

Table 8. Item number in clusters

Cluster	Color	Number of Items
1	Red	72
2	Green	67
3	Blue	46
4	Yellow	43
5	Purple	33
6	Light Blue	31

From Table 8 above, it can be said that the size at that point indicates the magnitude of occurrence of the item or term, while the line shows the strength of the relationship between items or terms. The color in the visualization indicates a cluster of items, in which there are 6 clusters. Items with cluster 1have connecting lines and red dots. Cluster 1 has 72 items, in cluster 2 there is green with a total of 67 items, followed by cluster 3

represented in blue with a total of 46 items, then the fourth position is forged by the yellow cluster with a total of 43 items. The last 33 items and position are represented by cluster 5 in purple which gets 33 corresponding items and cluster 6 light blue 31. Furthermore, Fig. 5 as follow describes the visualization topic area using overlay visualization from VoS Viewer.

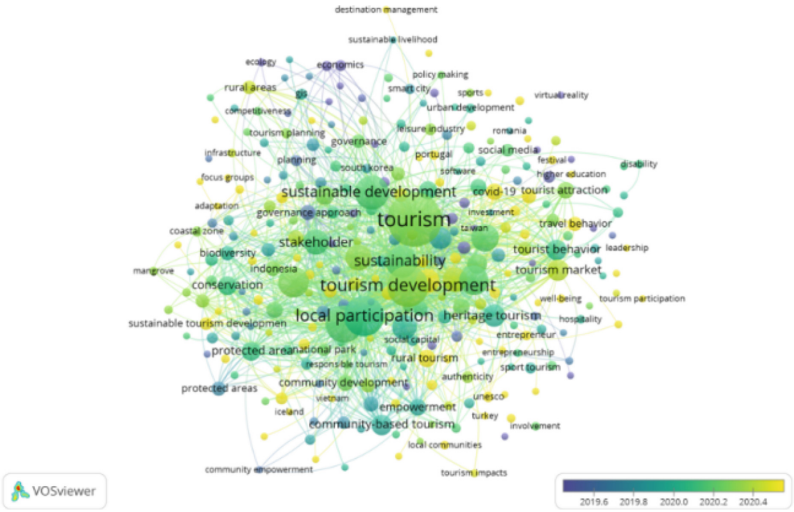

Fig. 5. Visualization topic area using overlay visualization

From Fig. 5 above, the topic of tourism participation shows an upward and bold trend. This overlay visualization figure is more indicative of the keyword with the study year being the base year of research, so it can also be seen that the keywords tourism, tourism development, sustainable tourism, and local participation appeared the current study. Figure 6 as follow describes the visualization topic area using density visualization from VoS Viewer.

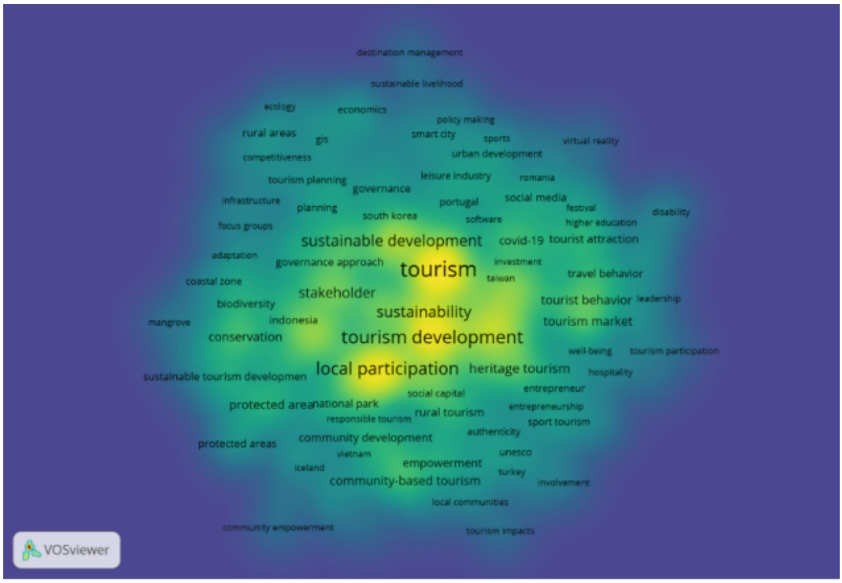

Fig. 6. Visualization topic area using density visualization

From Fig. 6 above, the lighter the color of keywords, the more articles published. Hence, it can be concluded that topics regarding community empowerment, sustainable tourism development, and destination management are the most dominant keywords appeared in the published articles.

3.3 Author and Relationship Between Writer

Figure 7 below depicts overlay visualization of the author and co-author using VoS Viewer. Since close to two thousand articles were found, then it can be seen that there are many authors who have many co-author links.

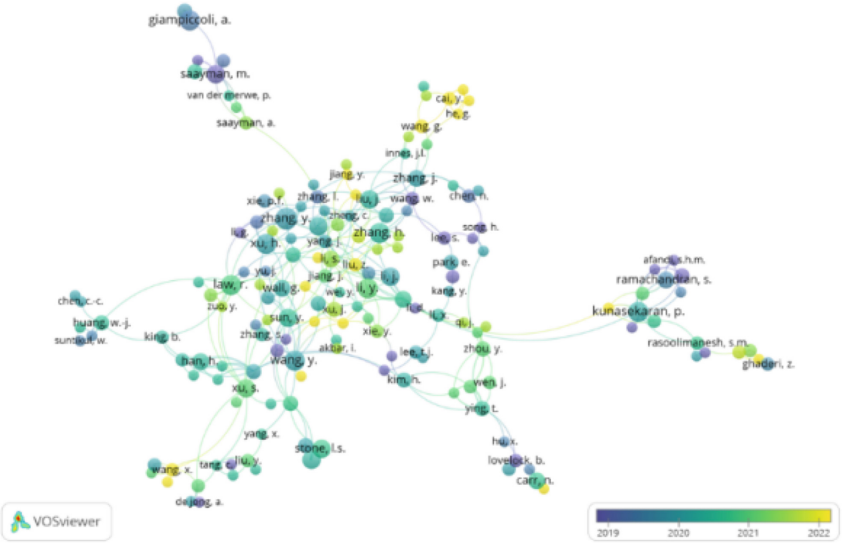

Fig. 7. Visualization of the author and co-author overlay

3.4 Research Locations and Research Domains

Figure 8 below depicts the author's country of origin.

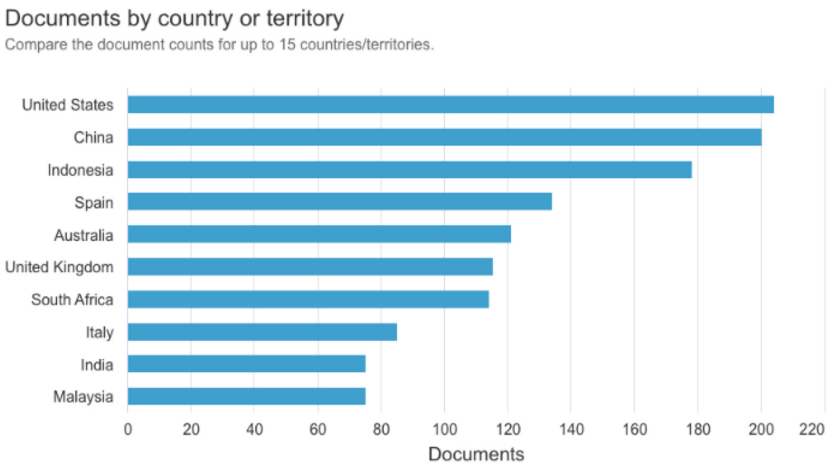

Fig. 8. Country of origin

Figure 9 below depicts the map of author's country of origin.

More details about Figs. 8 and 9 can be found in the following Table 9 which describes the number of documents along with the country of origin and with the research domain.

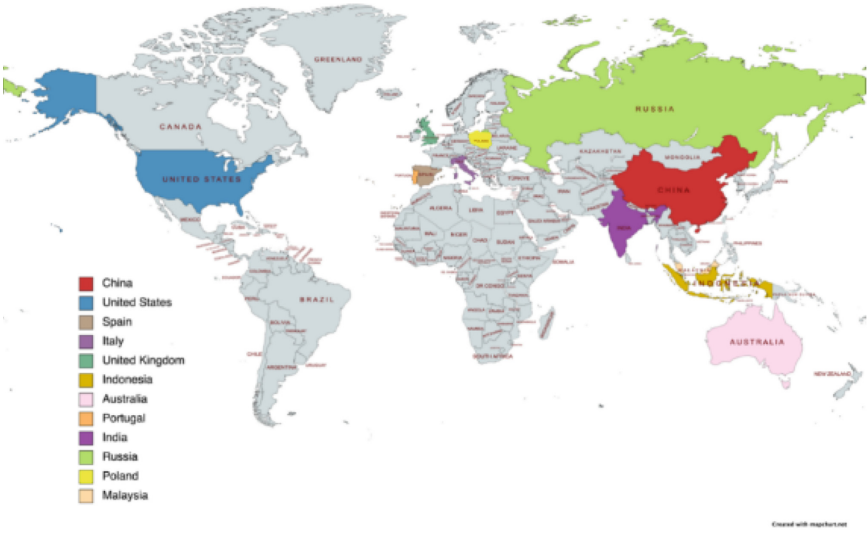

Fig. 9. Map of country of origin

Table 9. Country of location research and research domain

No	Country	Number of Articles	Research Domain
1	United States	204	Tourism, Local Participation, Tourism Development, Tourist Destination, Ecotourism, Tourism Management, United States, Tourist Behaviour
2	China	200	Tourism, Tourism Development, Sustainable Development, Local Participation, Ecotourism, Perception
3	Indonesian	178	Tourism, Tourism Management, Community Participation, Tourism Market, Rural Tourism, Tourist Behaviour, Rural Tourism
4	Spain	134	Tourism, Tourist Destination, Sustainability, Local Participation, Ecotourism, Tourism Development, Sustainable Development
5	Australia	121	Tourism, Community Based Tourism, Stakeholder, Participation, Tourism Development, Tourist Behaviour, Sustainable Tourism

(*continued*)

Table 9. (*continued*)

No	Country	Number of Articles	Research Domain
6	United Kingdom	115	Tourism, Local Participation, Tourism Development, Participation, Tourism Management Stakeholder, Heritage Tourism, Sustainability
7	South Africa	114	Tourism, Tourism Management, Tourism Development, Tourist Behaviour, Sustainability, Tourism Economics
8	Italy	85	Tourism, Tourism Development, Local Participation, Sustainable Tourism, Ecotourism, Cultural Heritage
9	India	75	Tourism, Local Participation, Participation, Tourist Behaviour, Sustainability
10	Malaysia	75	Tourism, Ecotourism, Local Participation, Heritage Tourism, Sustainable Development

Based on Table 9 above, the United States has the highest number of articles as many as 204 articles, the second position is China with 200 articles, the third position is Indonesia with 178 articles followed by Spain, Australia, UK, South Africa, Italy, and the bottom position is India and finally Malaysia with 75 articles.

4 Conclusion and Suggestions

Studies on tourism participation in the tourism sector have been studied extensively before. This paper has successfully presented a bibliometric analysis related to tourism participation. We found that most related articles were published in scientific journals, compared to other publication sources. Related articles published in scientific journals have received the highest citations. Based on the visualization of the network, the most dominant term is tourism participation, which is the main term that becomes the center of search results related to several other issues, such as tourism, tourism development, sustainable tourism, local participation. When viewed from the overlay visualization, it shows more about updating keywords and we found that the keywords community empowerment, sustainable tourism development, and destination management are the dominant themes for the recent years. Based on the findings displayed in network visualization and overlay visualization, it can be concluded that articles with the topic of tourism participation have been widely studied and hence they can be used for further research.

This paper also found several shortcomings that are expected to be extended in the future, so that more accurate data emerges and can be a benchmark for future source. The Scopus database [21, 22] sometimes provides searching results that do not match the keywords desired by researchers. Hence, it may take time to filter out article titles that do not match with research topic. The use of other scientific databases is encouraged

to achieve better bibliometric data for further analysis. In future research, it is necessary also to study broader and in depth the combination of keywords lifestyle in tourism participation.

Acknowledgment. This research is fully supported by Sekolah Tinggi Pariwisata Ambarrukmo Yogyakarta.

References

1. Kanwal, S., Rasheed, M.I., Pitafi, A.H., Pitafi, A., Ren, M.: Road and transport infrastructure development and community support for tourism: the role of perceived benefits, and community satisfaction. Tour. Manage. **77**, 104014 (2020)
2. Tan, S.K., Tan, S.H., Kok, Y.S., Choon, S.W.: Sense of place and sustainability of intangible cultural heritage–the case of George Town and Melaka. Tour. Manage. **67**, 376-387 (2018)
3. Kristjánsdóttir, K.R., Ólafsdóttir, R., Ragnarsdóttir, K.V.: Reviewing integrated sustainability indicators for tourism. J. Sustainable Tour. **26**(4), 583-599 (2018)
4. Sigala, M.: Implementing social customer relationship management: a process framework and implications in tourism and hospitality. International J. Contemporary Hospitality Manage. (2018)
5. Siakwah, P., Musavengane, R., Leonard, L.: Tourism governance and attainment of the sustainable development goals in Africa. Tour. Planning Dev. **17**(4), 355-383 (2020)
6. Marzuki, A., Hay, I.: Towards a public participation framework in tourism planning. Tour. Planning Dev. **10**(4), 494-512 (2013)
7. Zhou, D., Yanagida, J.F., Chakravorty, U., Leung, P.: Estimating economic impacts from tourism. Ann. Tour. Res. **24**(1), 76–89 (1997)
8. Buckley, R.: Sustainable tourism: research and reality. Ann. Tour. Res. **39**(2), 528–546 (2012)
9. Wood, R.E.: Tourism, culture and the sociology of development. In: Tourism in South-East Asia, pp. 48–70. Routledge (2018)
10. Hailemariam, A., Ivanovski, K.: The impact of geopolitical risk on tourism. Current Issues Tour. **24**(22), 3134-3140 (2021)
11. Streimikiene, D., Svagzdiene, B., Jasinskas, E., Simanavicius, A.: Sustainable tourism development and competitiveness: the systematic literature review. Sustainable Dev. **29**(1), 259-271 (2021)
12. Donthu, N., Kumar, S., Mukherjee, D., Pandey, N., Lim, W.M.: How to perform a bibliometric analysis: overview and guidelines. J. Bus. Res. **133**, 285–296 (2021)
13. Resmi, P.C., Widodo, W.I., Ermawan, K.C., Anggraini, F.D., Ihalauw, J.J., Susanto, D.R.: A decade analysis communication model in tourism: a bibliometric approach. Int. J. Adv. Digital Library Inf. Sci. **3**(1) (2023)
14. Ellegaard, O., Wallin, J.A.: Bibliometric analysis of scientific production: how big is the impact? Scientometrics **105**(3), 1809–1831 (2015)
15. Moral-Muñoz, J.A., Herrera-Viedma, E., Santisteban-Espejo, A., Cobo, M.J.: Software tools for performing bibliometric analysis in science: a recent overview. Professional de la Información **29**(1) (2020)
16. Supriyadi, E.A., et al.: A decade analysis on rural tourism researches: a bibliometric approach. Int. J. Advanced Travel Dest. **2**(1) (2022)
17. Khanra, S., Dhir, A., Kaur, P., Mäntymäki, M.: Bibliometric analysis and literature review of ecotourism: towards sustainable development. Tour. Manage. Perspectives **37**, 100777 (2021)

18. Ermawati, K.C., Anggraini, F.D., Ihalauw, J.J., Damiasih, D.: A decade analysis of local wisdom in tourism: a bibliometric approach. Int. J. Adv. Psychology Human Sci. **4**(4) (2023)
19. Xie, L., Chen, Z., Wang, H., Zheng, C., Jiang, J.: Bibliometric analysis and visualization from scientific publications on atlantoaxial spine surgery based on Web of Science and VOS Viewer. World Neurosurgery **137**, 435–442 (2020)
20. Pradini, G., et al.: A bibliometric analysis on community based tourism from 2018 to 2020. Int. J. .anced Sports Tour. Recreation **3**(1) (2023)
21. Boyle, F., Sherman, D.: Scopus™: products and their development. Serial Librarian **49**(3), 147–153 (2006)
22. Ballew, B.S.: Elsevier scopus® database. J. Electronic Res. Med. Libraries **6**(3), 245–252 (2009)